

Hello Seán, Eimear, Brian, Karl, Chloe, Jack, Patrick, Seánie, Emily and Darragh!!

I hope ye are all keeping well and getting on good!!

For the next few weeks I will be giving less homework to do, so remember to keep helping out at home and get plenty exercise outside. Make sure you enjoy your free and creative time too and do all the fun activities like Music and Art. As always keep reading <https://home.oxfordowl.co.uk/books/free-ebooks/> is an excellent resource that is providing free on-line books for children up to 11 years of age. All you need to do is create a free account and search books according to your child's age.

Parents remember as always I am here to support you and your child. If you have any concerns please contact me via email and I will get back to you as soon as possible. hkelly.burranens@gmail.com. Don't forget to keep washing your hands and keep practicing the social distancing guidelines.

Ms. Helen Kelly.

English:

- Reading: Read for 15minutes every day <https://home.oxfordowl.co.uk/books/free-ebooks/>
- Skills Book: If you have activities to complete from any Unit you can do these
- Spellwell: Next Unit

Maths: -Master Your Maths

We will revisit any topics covered since closure in September

Master Your Maths	
Monday	MM - Monday
Tuesday	MM - Tuesday
Wednesday	MM Wednesday
Thursday	MM Thursday
Friday	MM Next test

Revise Tables

2nd & 3rd Time tables- (revision of all multiplication tables 1-5). Practise your skip counting, play 'Hit the Button' on Topmarks, use the multiplication wheel, etc. Remember that by spending a little bit of time on learning and practising your tables every week you will find them so much easier when you go into 3rd and 4th Class. RTE School Hub Lesson on Friday at 11am - learn about maths is important for everyday life.

Gaeilge

- Tune in to RTE School hub at 11am on Tuesday and learn about "An Aimsir"
- If Possible download the app "caoga caoga" from Apple app store / Google play store to practise some Irish vocabulary. You can test yourself to unlock some new levels
- <https://www.duolingo.com/course/ga/en/Learn-Irish> - try this out to keep practicing your Gaeilge

Water Safety - Very Important - please do this if you didn't get a chance last week.

PAWS (Primary Aquatics Water Safety) programme; this is a revision and continuation of what we learned in school last year. I'm sure you children will remember their PAWS hero certificate from last year. We use PAWS to teach your children how to be safe around water in homes, on farms, pools beaches and on our waterways. Irish Water altered the PAWS programme so that parents can use at home to teach children water safety.

Infants - click here for lesson <http://paws.edco.ie/junior-and-senior-infants/>

1st & 2ND - click here for lesson <http://paws.edco.ie/first-and-second-classes/>

3rd - click here for lesson <http://paws.edco.ie/third-and-fourth-classes/>

Do lesson book first then play the games and quizzes

When completed fill in the form for the digital certificate on <https://www.teachpaws.ie/> to get your PAWS digital certificate, and don't forget to send photo evidence.

Keep Active!!

As always remember Exercise is very important for your body so try get out for some exercise to keep your mind and body healthy. Pick something to do every day!!

- ✚ Play football
- ✚ TJ Reid is live on Facebook at 12:00 on Tuesday and Thursday for Hurling and Football skills
- ✚ Do the daily mile around your house
- ✚ Make a hopscotch
- ✚ Climb a tree - (If mammy or daddy thinks it safe to!!)

Art

- Tune into RTE Hub at 11 on Thursday where Múinteor Clíona is going to show us how to make homemade clay and make our own pottery
- Make your own Animal Mask. - click on the link below for templates.
<http://www.agrikids.ie/perch/resources/animal-masks.pdf>

Make you own animal mask! Source: www.mattelotte.com



1. **Choose and colour** in your favourite animal.
2. **Cut out the mask.** Make sure you ask a grown up or to help you cut out the eye holes, these are tricky!
3. **Strengthen the holes for the string.** Have you seen the little circles on each side of the mask? These are the spots where you will be punching holes & attaching the elastic string. As paper masks tear easily, put some clear tape around these holes to reinforce these holds...
4. **Punch the holes** Now you can punch a hole on either side on the pair of marked circles, we might need a grown up for this part too!
5. **Tie the string** Tie the ends of an elastic string on each hole.
6. **Try on your animal mask.** Now for the fun part! Try on your new mask. It should fit snugly but not too tight. Adjust the length of the string if necessary.
"If you are not comfortable wearing the mask directly on your face, you can create a handle and hold the mask in front of your face instead. Glue a straw, a craft stick, or an unsharpened pencil, at the back of the mask."



Or

Colouring

Colour the Warning Sign for Ben

Download Here!

<http://www.agrikids.ie/perch/resources/beware-of-bull-colour-in-branded.pdf>


Tales from Riverside Farm
 By Alma Jordan
 Illustrated by Martin Beckett

Name: _____ Age: _____
 Class: _____ Teacher: _____
 School Name: _____ Tel Number: _____

www.agrikids.ie Copyright AgriKids 2016

Music









RTE school Hub on Wednesday at 11am - you will learn about Vivaldi's Four Seasons and how music can help us visualise the different seasons.



History, Geography & Science

- Complete Covid-19 Journal - once a week. Include Pictures if you like.
- Tune into the RTE School Hub at 11 on Tuesday to learn all about breathing
- Keep an eye out for our weekly STEAM challenge on Facebook

Have Fun!!

RTE Home School Hub	Monday 8th June	Tuesday 9th June	Wednesday 10th June	Thursday 11th June	Friday 12th June
1st + 2nd Class	 English Writing Skills	 Drama Body, Eyes & Props	 Science Parachutes	 Gaeilge Cúlchí sa Bhaile	 Geography The Moon
3rd + 4th Class	 Geography Western Europe	 Gaeilge An Aimsir	 Music Vivaldi	 Science/SESE Heat Conductors	 Math Operations
5th + 6th Class	 Music Cup Song	 Science Lungs	 Geography Connections	 Art Pottery	 PE Line Dancing