

Hello Seán, Eimear, Brian, Karl, Chloe, Jack, Patrick, Seánie, Emily and Darragh!!

I hope ye are all keeping well and got on good with your homework lastweek!! Below is an outline of some activities you can do during time off this week. If there is any part that you are not able to answer, try ask someone and if they are unsure then skip it and move onto the next question. Make sure you enjoy your free and creative time too and do all the fun subjects like Music, Art, Drama & PE 😊.

Remember as always I am here to support you and your child. If you have any concerns please drop me an email and I will get back to you as soon as possible. hkelly.burranens@gmail.com. Don't forget to keep washing your hands and keep practicing the social distancing guidelines. Ms. Helen Kelly.

Recommendations for each subject below

English: Each Day try to complete the following

	Writing	Reading
Mon	Spellwell Activity A&B Writing -SESE - News/ Journal Copy	Unit 17; Read Pg 135-139 - The Day the School Stood Still. (Note how punctuation helps us understand the story) 2 nd & 3 rd Skills Book Pg 125 - Brainstorming and Prediction 1 st - Listen to the Story of "Noodle Looses Dad" By Sarah Corbett Lynch on Facebook and discuss story with your Mum/Dad.
Tues	Spellwell Activity C&D Writing -SESE - News/ Journal Copy	Unit 17; Read Pg 140-144 - The Day the School Stood Still. (Note how punctuation helps us understand the story) 2 nd & 3 rd Skills Book Pg 126 - Brainstorming and Prediction 1 st - Listen to the Story of "Noodle Looses Dad" By Sarah Corbett Lynch on Facebook and discuss story with your Mum/Dad.
Wed	Spellwell Activity E&F Writing -SESE - News/ Journal Copy	Unit 17; Read Pgs 135 - 144 - The Day the School Stood Still. (Note how punctuation helps us understand the story) 2 nd & 3 rd Skills Book Pg 127 1 st - Skills book - pg 121 - phonics
Thur	Spellwell Activity G&H 1 st Put Words into sentences in Handwriting Copy	Pick a book from home to read & record in reading log!! 2 nd & 3 rd Skills Book Pg 127 - Communicating Re-Tell the Story using pictures as prompts 1 st - Skills book - pg 122 - grammar - verbs
Fri	Writing - News/ Journal Copy 2 nd & 3 rd Writing -SESE - Feenas facts	Read Feenas Book of Facts 2 nd & 3 rd Pg 54 & 55 - Moon













Gaeilge

- 2nd & 3rd - Next "Aonad 28- Irish Copy to do normal Activities Monday-Thursday. (See pictures below to help find meanings of word and to help with activities)
- 2nd & 3rd Léigh sa Bhaile. One sheet each week (front and back, this is the final card out of the four we sent home)
- If Possible download the app "caoga caoga" from Apple app store / Google play store to practise some Irish vocabulary. You can test yourself to unlock some new levels
- Cúla4 ar Scoil - This week's Gaeilge topic is "Caitheamh Aimsire" again so tune in at 10am TG4 to revise the topic of "Caitheamh Aimsire"
- Seanfhocal "Aithníonn ciaróg ciaróg eile" (It takes one to know one)







AONAD 28 Na litreacha ch

Beidh mé in ann na focail seo a litriú:			
luch loch mo chóta	salach fliuch cheannaigh	féach d'fhéach níor fhéach	chan sé chas sí chnag sí

A. Líon na bearnaí le ch.

1  lu ____	2  lo ____	3  mo ____ óta	4  sala ____
5  fliu ____	6  ____ eannaigh mé iasc.	7  Féa ____ ar an leabhar.	8  d'fhéa ____ sé
9  níor fhéa ____ sé	10  ____ an sé	11  ____ as sí	12  ____ nóg sí

B. Cuir an focal ceart san abairt.

1. ____ Laura amach an fhuinneog. 
2. Lá ____ a bhí ann. 
3. "Ca bhfuil ____ mo ____?" arsa Laura. 
4. Bhí Laura og siúl in aice leis an _____. 
5. Thit sí ar an talamh. Bhí a cóta ____ s _____. 
6. Rith Laura abhaile. ____ sí ar an doras. 

Maths: -Theme - Time

	Activity 1	Activity 2
Monday	MM - Monday	1 st – revision of number – click link below https://www.topmarks.co.uk/maths-games/hit-the-button 2 nd & 3 rd Revision on time click link below https://mathsframe.co.uk/en/resources/resource/118/adding_time_word_problems#
Tuesday	MM - Tuesday	1 st – revision of number – click link below https://www.topmarks.co.uk/maths-games/hit-the-button 2 nd & 3 rd Revision on time click link below https://mathsframe.co.uk/en/resources/resource/118/adding_time_word_problems#
Wednesday	MM Wednesday	1 st Complete BAM Page 162 Q 1-3 2 nd Complete BAM Page 118 (1/2 Page) 3 rd Complete BAM Page 154 (1-4)
Thursday	MM Thursday	1 st Complete BAM Page 162 4-6 2 nd Complete BAM Page Finish 119 3 rd Complete BAM Page 154 (5-7)
Friday	MM Next test at the back of the Book	1 st Complete BAM Page 162 - Challenge 2 nd Complete BAM Page 120 3 rd Complete BAM Page 155 - all

Remember - to keep asking your child to look at the clock and tell you the time it is throughout the day

Revise Tables

1st Class addition - ask simple addition questions throughout the day,

2nd & 3rd revise skip counting in 4s & 5s

PE & SPHE

Remember exercise is very important for your body so try get out for some exercise to keep your mind and body healthy. Pick something to do every day!!

- Play football
- Do the daily mile around your house
- Make a hopscotch
- Climb a tree - (If mammy or daddy thinks it safe to!!)

Music

Keep practising "Mary had a little Lamb", "Happy Birthday" and This old Man. I have included the notes below.

This Old Man

Mary Had a Little Lamb

B A G A B B B A A A B B B
 Mary had a little lamb, little lamb, little lamb

B A G A B B B B A A B A G
 Mary had a little lamb its fleece was white as snow

Happy Birthday to You

D D E D G F#
 Happy birthday to you
 D D E D A G
 Happy birthday to you
 D D d B G F# E
 Happy birthday dear *name here*
 c c B G A G
 Happy birthday to you

History, Geography & Science - **I'm changing it up a little this week!!**

- Complete Covid-19 Journal Daily. Include Pictures if you like.
- Random Act of Kindness!! Do something nice for someone in your family!!! Anything you want but send me picture evidence!!!!
- (2nd& 3rd) Read pgs **54 & 55**(Moon) from Feena's book of Facts. In your SESE copy write down 5 Facts (Title & Date)

Art

Try these newspaper flowers for this Weeks art Project - Use all recyclable material that you will find in your house, i.e. cardboard boxes, old newspapers, old buttons etc.

Top Tip - Draw the outline of flower nice and big on newspaper or magazine before you cut it out.

