

## Junior Room final week of Homework (June 15<sup>th</sup> - 20<sup>th</sup>)

Hello Páraic, Eoghan, Conor, Seán, Eimear, Brian, Karl, Chloe, Jack, Patrick, Seánie, Emily and Darragh!!

How are you all keeping? Thanks so much for sending your homework and pictures last week. I love seeing what you get up to and am very impressed with all your great work! I have good news for you all!!!! This is the last week of homework, so remember to keep helping out at home and get plenty exercise outside.

Below see some **fun activities** that you can do this week and don't forget to send in pictures, I am really looking forward to seeing what you all get up to!!

Parents remember as always I am here to support you and your child. If you have any concerns please contact me via email and I will get back to you as soon as possible. [hkelly.burranens@gmail.com](mailto:hkelly.burranens@gmail.com).

Don't forget to keep washing your hands and keep practicing the social distancing guidelines.

We have noted all topics covered since closure and will take this into account when planning in September

Ms. Helen Kelly.

### Fun Activities for this week!!!


## Monday: SPHE - Farm Safety

- This week we will learn how to understand animals more by watching their behaviour.
- Click on the link below to read about how animals behaviour and how to be safe when around animals. <http://www.agrikids.ie/perch/resources/discussion-sheet-animal-behaviour-signs-1-3.pdf>
- Activity: <http://www.agrikids.ie/perch/resources/worksheet-animals-1-3-puzzles.pdf>

**Animal Behaviour Signs**

Take a look at the animals below. Put a red **X** in the box next to those animals who are asking us to 'stay away' or a green tick ✓ beside those animals who are friendlier.

Teachers: you can refer to the Animal Discussion sheet for additional tips and hints




Name 2 warning signs displayed by an angry or agitated bull?

1. \_\_\_\_\_

2. \_\_\_\_\_

Hey, there is something missing from this bull's nose? Can you work out what it is? When you have why not draw it!



Name 2 warning signs displayed by an angry cat and 2 signs that show your cat is happy.

Angry:


1. \_\_\_\_\_

2. \_\_\_\_\_

Happy:

1. \_\_\_\_\_

2. \_\_\_\_\_



© Agrikids Limited

**Animal Behaviour Signs**



We can tell a lot from a horse by looking at their ears! Circle the right answer!

Ears forward: angry listening alert resting


Ears back: listening alert resting angry

Ears twisting: alert listening angry resting

Ears to the side: resting listening angry alert



GRRRR!!



Name 2 warning signs displayed by an angry dog and 2 signs that show your dog is happy.

Angry:



1. \_\_\_\_\_

2. \_\_\_\_\_

Happy:

1. \_\_\_\_\_

2. \_\_\_\_\_



**Well done!**

Now you can have some fun colouring in our animal friends!

© Agrikids Limited

Can you guess which animals are saying stay away and which animals are friendly??

**Game - Off to Work:** <http://www.agrikids.ie/gamezone/off-to-work/index.html>

## Tuesday: Have a Tour of your Garden (School Tour)

- ✚ Go outside and search for birds, trees, plants, flowers and animals
- ✚ Take photos of what you find and send them to me.
- ✚ I would love to see all the exciting animals and plants around your house or farm

Use the Activity sheets below to help record what you find!!

<https://www.dublinoo.ie/wp-content/uploads/2020/04/Nature-Activity-Nature-Treasures.pdf>

**Learn something new!**

**DUBLIN ZOO**

### Colours in Nature

Can you find something in nature that matches each of the colours? If you want an extra challenge you can look for items with different shades of the same colour.

- Red
- Blue
- Yellow
- Brown
- White
- Black
- Orange
- Green

\_\_\_\_\_

\_\_\_\_\_

\_\_\_\_\_

\_\_\_\_\_

\_\_\_\_\_

\_\_\_\_\_

### Nature Treasures

Can you look a little closer to find some other treasures in nature? You can start with the list below and add more to it!

- Spider web
- Something soft
- Something bumpy
- Two different kinds of sticks
- Something round
- A seed
- Something spiky
- A nice sound
- Something bright
- Something you think is a treasure

**#DUBLINZOOFUN**

<https://www.dublinoo.ie/wp-content/uploads/2020/04/Bird-identification-2.pdf>


**Learn something new!**

Female blackbirds actually have to learn to sing. Both male and female blackbirds have yellow beaks.


**DUBLIN ZOO**

### BIRD IDENTIFICATION


Can you remember the names of the birds from the video? Write their names below the picture and tick the box if you can identify these birds by sound from your window or garden.




\_\_\_\_\_



\_\_\_\_\_



\_\_\_\_\_



\_\_\_\_\_

Can you colour in this bird? You look like your favourite bird?




Photo credit - Birdwatch Ireland

**#DUBLINZOOFUN**

## Wednesday: STEAM DAY - Build a nest!!



### STEAM Weekly Challenge

#STEAMClareEd



### Nest Building Challenge

Birds build their nests in spring and early summer. The nest is used to hold their eggs and as a home for the young birds when they are small and defenceless. Adult birds perch on trees when they need to sleep and only use the nests for their young.

Nests are usually bowl-shaped and are made using twigs, hair, feathers, leaves, grass and whatever else the birds can find in their environment. The thrush, swallow, blackbird and house martins use clay in the construction of their nests.

#### Would you be able to build a nest for a bird?

- Gather together the materials that birds use: moss, feathers, twigs, dried grass, leaves, straw, bits of wool, bark from local trees.....
- The completed nest must be durable and able to hold an egg or a golf ball. It must be comfortable and cosy for those little birds and be able to withstand a strong wind when it is shaken about on the branch of the tree.
- How will you test your nest to see if it can withstand a strong wind?



#### How to enter

Take a picture or video (video entries must not be longer than 120 seconds) of your designs and tag us in your posts using #STEAMClareEd. Entries via Twitter @ClareEdCentre or email [clareedlearning@gmail.com](mailto:clareedlearning@gmail.com)



All entrants who successfully follow the guidelines to complete the task will be entered into a draw for Voucher/ Book Token

## Thursday: Sports Day

### Family Fun Day

- ✚ **Station One:** Bubble time - make bubbles - use a big pot/basin with washing up liquid and use a tennis racket to make bubbles.



- ✚ **Station Three:** The 3 legged Race. Mark out 200m and have a RACE with your family.



- ✚ **Station Two:** The Egg&Spoon Race. Mark out 100m and have a RACE with your family.



- ✚ **Station Four:** Leap Frog Mark out 100m and have a Leap Frog RACE with your family.



We are sorry we can't have our actual sports day this year!! But to help you have your own at home we have come up with our "Home Version" for the Junior Room. Set up the activities above and get all your family to join in. If today doesn't suit swap with another Day but make sure to join in on the Fun!! Don't forget to send photos!!

## Friday: Art

✚ Cut out and Colour the Farm Safety Signs

Click on link below for farm safety Signs. Can you guess what they mean??

<http://www.agrikids.ie/perch/resources/farm-safety-signs-4-6-1.pdf>


















### Have Lots of Fun!!



Send us Pictures of what you get up to.....



<b>RTE</b> Home School Hub	Monday 15th June	Tuesday 16th June	Wednesday 17th June	Thursday 18th June	Friday 19th June
<b>1st + 2nd Class</b>	 <b>Science</b> Plants & Stems	 <b>English</b> Oral Language Riddles	 <b>SPHE</b> Saying No	 <b>Music</b> Composing	 <b>History</b> Time Capsule
<b>3rd + 4th Class</b>	 <b>Art</b> Decorations	 <b>Geography</b> Eastern Europe	 <b>Gaeilge</b> An Chorp	 <b>SPHE</b> Tie Dying	 <b>Music</b> National Anthems
<b>5th + 6th Class</b>	 <b>Geography</b> Constellations	 <b>Science</b> Butter	 <b>Music</b> Bouncing Balls	 <b>Science</b> Life cycle of Salmon	 <b>SPHE</b> Swallows



Other ideas if you would like to do them.

**English:**

- ✚ Listen to the Story "Fergus the Farmyard Dog" on school Facebook page.
- ✚ Reading: Read for 15minutes every day <https://home.oxfordowl.co.uk/books/free-ebooks/>
- ✚ Revise Sounds and tricky words (Infants)
- ✚ Summer Stars Reading Challenge - see Facebook for details.

**Maths: Please keep your Busy at Maths Book for September**

- ✚ Mental Maths Game: <https://www.topmarks.co.uk/maths-games/hit-the-button>
- ✚ Mental Maths Train: <https://www.topmarks.co.uk/maths-games/mental-maths-train>
- ✚ Measurement: <https://www.topmarks.co.uk/maths-games/hit-the-button>
- ✚ Revise all Tables: practise your skip counting, remember that by spending a little bit of time on learning and practising your tables every week you will find them so much easier when you go into 3<sup>rd</sup> and 4<sup>th</sup> class.

**Infants Maths**


- ✚ Play counting games - snakes and Ladders
- ✚ <https://www.topmarks.co.uk/learning-to-count/underwater-counting>
- ✚ <https://www.topmarks.co.uk/learning-to-count/teddy-numbers>
- ✚ <https://www.topmarks.co.uk/learning-to-count/helicopter-rescue>

**Gaeilge**

- ✚ Tune in to RTE School hub on Wednesday to learn about the body - timetable below
- ✚ If Possible download the app "caoga caoga" from Apple app store / Google play store to practise some Irish vocabulary. You can test yourself to unlock some new levels
- ✚ <https://www.duolingo.com/course/ga/en/Learn-Irish> - try this out to keep practicing your Gaeilge

**Music**

- ✚ Revise your tin whistle tunes
- ✚ RTE school Hub - see timetable below



**History, Geography & Science**

- ✚ Covid-19 Journal



**Have Lots of Fun!!**



Send us Pictures of what you get up to.....